

# PROLOGUE RESULTS





TOUR OF  
NORWAY

## HONORS - PROLOGUE










26/05/2023 | Bryggen, Bergen - Fløyen, Bergen

### STAGE RESULTS

<b>Stage Winner</b>		16	Ben TULETT	IGD
<b>Best Team</b>		-	INEOS GRENADIERS	IGD

### LEADERS

### SPONSORED BY

<b>General Classification</b>		16	Ben TULETT	IGD	
<b>Points Classification</b>		16	Ben TULETT	IGD	
	Wearer:	14	Magnus SHEFFIELD	IGD	
<b>Mountain Classification</b>		16	Ben TULETT	IGD	
	Wearer:	63	Thibau NYS	TFS	
<b>Young Rider Classification</b>		16	Ben TULETT	IGD	
	Wearer:	66	Mathias VACEK	TFS	
<b>Team General Classification</b>		-	INEOS GRENADIERS	IGD	

Timing / Data Processing / Photo-finish | RaceTracker



## RESULTS - PROLOGUE

26/05/2023 | Bryggen, Bergen - Fløyen, Bergen

Average speed: 30.67 km/h

Distance: 7.4 km

Organizer: Tour des Fjords

Rk.	Bib	Name	Team	Nat.	Time	Gap	Rk.	Bib	Name	Team	Nat.	Time	Gap
1.	16	Ben TULETT*	IGD	GBR	14:28.47	-	56.	144	Robin FROIDEVAUX	TUD	SUI	15:48.90	+1'20"43
2.	14	Magnus SHEFFIELD*	IGD	USA	14:29.60	+1"13	57.	182	Trym BRENNSETER*	NOR	NOR	15:49.41	+1'20"94
3.	45	Attila VALTER	TJV	HUN	14:48.11	+19"64	58.	64	Jasper STUYVEN	TFS	BEL	15:49.53	+1'21"06
4.	82	Ådne HOLTER	UXT	NOR	14:55.39	+26"92	59.	183	Simen EVERTSEN-HEGREBERG*	NOR	NOR	15:50.54	+1'22"07
5.	66	Mathias VACEK*	TFS	CZE	14:56.77	+28"30	60.	111	Kristian AASVOLD	HPM	NOR	15:50.57	+1'22"10
6.	63	Thibau NYS*	TFS	BEL	14:58.28	+29"81	61.	61	Markus HOELGAARD	TFS	NOR	15:51.67	+1'23"20
7.	84	Tobias Halland JOHANNESSEN	UXT	NOR	14:59.00	+30"53	62.	112	Stephen BASSETT	HPM	USA	15:55.02	+1'26"55
8.	72	Rune HERREGODTS	ICW	BEL	14:59.25	+30"78	63.	51	Romain COMBAUD	DSM	FRA	15:55.97	+1'27"50
9.	52	Marco BRENNER*	DSM	GER	15:00.02	+31"55	64.	131	Arno CLAEYS	TFB	BEL	15:59.41	+1'30"94
10.	143	Alexander KAMP	TUD	DEN	15:00.15	+31"68	65.	53	Sean FLYNN	DSM	GBR	16:01.25	+1'32"78
11.	26	Ben ZWIEHOFF	BOH	GER	15:01.03	+32"56	66.	73	Madis MIHKELS*	ICW	EST	16:03.45	+1'34"98
12.	55	Lorenzo MILESI*	DSM	ITA	15:02.45	+33"98	67.	32	Jens KEUKELEIRE	EFE	BEL	16:04.50	+1'36"03
13.	33	Jonas RUTSCH	EFE	GER	15:04.14	+35"67	68.	132	Vincent VAN HEMELN	TFB	BEL	16:05.68	+1'37"21
14.	31	Odd Christian EIKING	EFE	NOR	15:06.16	+37"69	69.	65	Edward THEUNS	TFS	BEL	16:05.82	+1'37"35
15.	34	Georg STEINHAUSER*	EFE	GER	15:06.79	+38"32	70.	81	Alexander KRISTOFF	UXT	NOR	16:05.93	+1'37"46
16.	6	Luca VERGALLITO	ADC	ITA	15:07.52	+39"05	71.	165	Jack ROOTKIN-GRAY*	SPC	GBR	16:07.13	+1'38"66
17.	11	Michael Joshua TARLING*	IGD	GBR	15:08.63	+40"16	72.	54	Lund Tobias ANDRESEN*	DSM	DEN	16:07.13	+1'38"66
18.	83	Anders Halland JOHANNESSEN	UXT	NOR	15:09.87	+41"40	73.	103	Luca RASTELLI	GBF	ITA	16:07.49	+1'39"02
19.	15	Connor SWIFT	IGD	GBR	15:13.84	+45"37	74.	125	Kamil MALECKI	Q36	POL	16:09.13	+1'40"66
20.	12	Leo HAYTER*	IGD	GBR	15:17.82	+49"35	75.	163	Alexandar RICHARDSON	SPC	GBR	16:09.14	+1'40"67
21.	43	Mick VAN DIJKE	TJV	NED	15:20.21	+51"74	76.	22	Marco HALLER	BOH	AUT	16:09.25	+1'40"78
22.	124	Tobias LUDVIGSSON	Q36	SWE	15:22.05	+53"58	77.	176	Magnus WÆHRE*	TCR	NOR	16:10.30	+1'41"83
23.	41	Johannes STAUNE-MITTET*	TJV	NOR	15:23.04	+54"57	78.	164	Bradley SYMONDS	SPC	GBR	16:10.83	+1'42"36
24.	145	Arthur KLUCKERS	TUD	LUX	15:24.56	+56"09	79.	155	Kasper Viberg SØGAARD*	LTP	DEN	16:11.40	+1'42"93
25.	142	Lucas ERIKSSON	TUD	SWE	15:25.04	+56"57	80.	94	Joel NICOLAU BELTRAN	CJR	ESP	16:11.64	+1'43"17
26.	105	Alex TOLIO	GBF	ITA	15:25.28	+56"81	81.	75	Adrien PETIT	ICW	FRA	16:11.72	+1'43"25
27.	36	Marijn VAN DEN BERG	EFE	NED	15:25.71	+57"24	82.	135	Elias MARIS	TFB	BEL	16:13.93	+1'45"46
28.	56	Kevin VERMAERKE	DSM	USA	15:26.09	+57"62	83.	186	Halvor DOLVEN*	NOR	NOR	16:14.35	+1'45"88
29.	42	Gijs LEEMREIZE	TJV	NED	15:26.67	+58"20	84.	116	Chad HAGA	HPM	USA	16:14.69	+1'46"22
30.	102	Riccardo LUCCA	GBF	ITA	15:27.24	+58"77	85.	181	Eirik Vang AAS*	NOR	NOR	16:17.20	+1'48"73
31.	121	Carl Fredrik HAGEN	Q36	NOR	15:27.35	+58"88	86.	115	Sebastian SCHÖNBERGER	HPM	AUT	16:18.16	+1'49"69
32.	185	Torbjørn Andre RØED	NOR	NOR	15:30.30	+1'01"83	87.	93	Calum JOHNSTON	CJR	GBR	16:18.23	+1'49"76
33.	4	Axel LAURANCE*	ADC	FRA	15:30.61	+1'02"14	88.	71	Dries DE POOTER*	ICW	BEL	16:19.19	+1'50"72
34.	114	Bart LEMMEN	HPM	NED	15:31.45	+1'02"98	89.	184	Ludvik Aspelund HOLSTAD	NOR	NOR	16:19.27	+1'50"80
35.	104	Manuele TAROZZI	GBF	ITA	15:31.49	+1'03"02	90.	113	August JENSEN	HPM	NOR	16:20.06	+1'51"59
36.	156	Nick VAN DER LIJKE	LTP	NED	15:32.16	+1'03"69	91.	5	Edward PLANCKAERT	ADC	BEL	16:23.18	+1'54"71
37.	62	Asbjørn HELLEMOSE	TFS	DEN	15:34.34	+1'05"87	92.	74	Tom PAQUOT	ICW	BEL	16:23.40	+1'54"93
38.	86	Rasmus TILLER	UXT	NOR	15:34.86	+1'06"39	93.	95	Fernando BARCELO ARAGON	CJR	ESP	16:23.44	+1'54"97
39.	152	Miguel HEIDEMANN	LTP	GER	15:35.00	+1'06"53	94.	35	Michael VALGREN	EFE	DEN	16:23.70	+1'55"23
40.	91	Julen AMEZQUETA MORENO	CJR	ESP	15:35.32	+1'06"85	95.	96	Eduard PRADES REVERTER	CJR	ESP	16:24.68	+1'56"21
41.	141	Jacob ERIKSSON	TUD	SWE	15:35.78	+1'07"31	96.	154	Juel Robin SKIVILD*	LTP	DEN	16:27.45	+1'58"98
42.	24	Ide SCHELLING	BOH	NED	15:36.16	+1'07"69	97.	174	Kalle Petter Brodahl KVAM*	TCR	NOR	16:28.00	+1'59"53
43.	126	Nickolas ZUKOWSKY	Q36	CAN	15:38.04	+1'09"57	98.	166	William TIDBALL	SPC	GBR	16:28.80	+2'00"33
44.	162	Zeb KYFFIN	SPC	GBR	15:39.68	+1'11"21	99.	46	Tim VAN DIJKE	TJV	NED	16:30.31	+2'01"84
45.	76	Mike TEUNISSEN	ICW	NED	15:39.72	+1'11"25	100.	85	Martin Urianstad BUGGE	UXT	NOR	16:31.27	+2'02"80
46.	146	Roland THALMANN	TUD	SUI	15:41.18	+1'12"71	101.	23	Jordi MEEUS	BOH	BEL	16:35.52	+2'07"05
47.	13	Lucas PLAPP	IGD	AUS	15:41.68	+1'13"21	102.	3	Robbe GHYS	ADC	BEL	16:41.21	+2'12"74
48.	133	Vito BRAET	TFB	BEL	15:42.80	+1'14"33	103.	153	Oliver KNUDSEN	LTP	DEN	16:44.66	+2'16"19
49.	172	Cedrik Bakke CHRISTOPHERSEN*	TCR	NOR	15:43.18	+1'14"71	104.	161	Harry BIRCHILL*	SPC	GBR	16:47.70	+2'19"23
50.	173	André DREGE	TCR	NOR	15:44.16	+1'15"69	105.	175	Eirik LUNDER	TCR	NOR	16:48.11	+2'19"64
51.	92	Jefferson CEPEDA	CJR	ECU	15:44.61	+1'16"14	106.	2	Dries DE BONDT	ADC	BEL	16:55.21	+2'26"74
52.	122	Walter CALZONI*	Q36	ITA	15:44.63	+1'16"16	107.	101	Luca COLNAGHI	GBF	ITA	16:57.12	+2'28"65
53.	151	Mathias BREGNHØJ	LTP	DEN	15:45.28	+1'16"81	108.	1	Maurice BALLERSTEDT*	ADC	GER	16:58.06	+2'29"59
54.	25	Jonas KOCH	BOH	GER	15:46.48	+1'18"01	109.	44	Tosh VAN DER SANDE	TJV	BEL	17:00.96	+2'32"49
55.	123	Alessandro FEDELI	Q36	ITA	15:48.19	+1'19"72	110.	106	Enrico ZANONCELLO	GBF	ITA	17:02.56	+2'34"09

Timing / Data Processing / Photo-finish | RaceTracker





TOUR OF  
NORWAY



## RESULTS - PROLOGUE

26/05/2023 | Bryggen, Bergen - Fløyen, Bergen

Average speed: 30.67 km/h

Distance: 7.4 km

Organizer: Tour des Fjords

Rk.	Bib	Name	Team	Nat.	Time	Gap	Rk.	Bib	Name	Team	Nat.	Time	Gap
111.	171	Håkon Lunder AALRUST	TCR	NOR	17:28.65	+3'00"18							
112.	134	Aaron VAN POUCKE	TFB	BEL	17:51.97	+3'23"50							
113.	21	Shane ARCHBOLD	BOH	NZL	17:52.49	+3'24"02							

Did not start: 0

Out of time limit: 0

Disqualified: 0

Did not finish: 0

Timing / Data Processing / Photo-finish | RaceTracker





TOUR OF  
NORWAY



## KOM SECTOR - PROLOGUE

26/05/2023 | Bryggen, Bergen - Fløyen, Bergen

Rk.	Bib	Name	Team	Nat.	Time	Gap	Rk.	Bib	Name	Team	Nat.	Time	Gap
1.	16	Ben TULETT*	IGD	GBR	9'28"58	-	56.	76	Mike TEUNISSEN	ICW	NED	10'36"42	+1'07"84
2.	14	Magnus SHEFFIELD*	IGD	USA	9'37"27	+8"69	57.	61	Markus HOELGAARD	TFS	NOR	10'36"92	+1'08"34
3.	63	Thibau NYS*	TFS	BEL	9'44"34	+15"76	58.	24	Ide SCHELLING	BOH	NED	10'37"49	+1'08"91
4.	82	Ådne HOLTEN	UXT	NOR	9'44"59	+16"01	59.	86	Rasmus TILLER	UXT	NOR	10'38"07	+1'09"49
5.	45	Attila VALTER	TJV	HUN	9'46"21	+17"63	60.	164	Bradley SYMONDS	SPC	GBR	10'38"98	+1'10"40
6.	31	Odd Christian EIKING	EFE	NOR	9'47"56	+18"98	61.	144	Robin FROIDEVAUX	TUD	SUI	10'39"57	+1'10"99
7.	26	Ben ZWIEHOFF	BOH	GER	9'50"34	+21"76	62.	131	Arno CLAEYS	TFB	BEL	10'39"97	+1'11"39
8.	84	Tobias Halland JOHANNESSEN	UXT	NOR	9'50"61	+22"03	63.	25	Jonas KOCH	BOH	GER	10'41"42	+1'12"84
9.	143	Alexander KAMP	TUD	DEN	9'55"30	+26"72	64.	13	Lucas PLAPP	IGD	AUS	10'42"34	+1'13"76
10.	6	Luca VERGALLITO	ADC	ITA	9'55"85	+27"27	65.	176	Magnus WÆHRE*	TCR	NOR	10'43"23	+1'14"65
11.	72	Rune HERREGODTS	ICW	BEL	9'56"59	+28"01	66.	64	Jasper STUYVEN	TFS	BEL	10'43"50	+1'14"92
12.	55	Lorenzo MILESI*	DSM	ITA	9'57"10	+28"52	67.	155	Kasper Viberg SØGAARD*	LTP	DEN	10'44"98	+1'16"40
13.	52	Marco BRENNER*	DSM	GER	9'58"34	+29"76	68.	53	Sean FLYNN	DSM	GBR	10'45"15	+1'16"57
14.	66	Mathias VACEK*	TFS	CZE	10'00"07	+31"49	69.	125	Kamil MALECKI	Q36	POL	10'46"18	+1'17"60
15.	33	Jonas RÜTSCH	EFE	GER	10'00"79	+32"21	70.	163	Alexandar RICHARDSON	SPC	GBR	10'47"27	+1'18"69
16.	83	Anders Halland JOHANNESSEN	UXT	NOR	10'02"65	+34"07	71.	51	Romain COMBAUD	DSM	FRA	10'47"59	+1'19"01
17.	34	Georg STEINHAUSER*	EFE	GER	10'03"40	+34"82	72.	132	Vincent VAN HEMELLEN	TFB	BEL	10'47"72	+1'19"14
18.	62	Asbjørn HELLEMOSE	TFS	DEN	10'06"74	+38"16	73.	93	Calum JOHNSTON	CJR	GBR	10'48"30	+1'19"72
19.	142	Lucas ERIKSSON	TUD	SWE	10'06"91	+38"33	74.	95	Fernando BARCELO ARAGON	CJR	ESP	10'50"75	+1'22"17
20.	15	Connor SWIFT	IGD	GBR	10'09"72	+41"14	75.	103	Luca RASTELLI	GBF	ITA	10'52"15	+1'23"57
21.	145	Arthur KLUCKERS	TUD	LUX	10'09"89	+41"31	76.	116	Chad HAGA	HPM	USA	10'52"44	+1'23"86
22.	91	Julen AMEZQUETA MORENO	CJR	ESP	10'10"07	+41"49	77.	184	Ludvik Aspelund HOLSTAD	NOR	NOR	10'52"67	+1'24"09
23.	185	Torbjørn Andre RØED	NOR	NOR	10'10"23	+41"65	78.	35	Michael VALGREN	EFE	DEN	10'53"96	+1'25"38
24.	56	Kevin VERMAERKE	DSM	USA	10'11"09	+42"51	79.	32	Jens KEUKELEIRE	EFE	BEL	10'54"75	+1'26"17
25.	42	Gijs LEEMREIZE	TJV	NED	10'12"32	+43"74	80.	115	Sebastian SCHÖNBERGER	HPM	AUT	10'55"02	+1'26"44
26.	152	Miguel HEIDEMANN	LTP	GER	10'12"81	+44"23	81.	181	Eirik Vang AAS*	NOR	NOR	10'55"20	+1'26"62
27.	12	Leo HAYTER*	IGD	GBR	10'14"38	+45"80	82.	135	Elias MARIS	TFB	BEL	10'55"95	+1'27"37
28.	124	Tobias LUDVIGSSON	Q36	SWE	10'14"90	+46"32	83.	22	Marco HALLER	BOH	AUT	10'56"49	+1'27"91
29.	114	Bart LEMMEN	HPM	NED	10'15"39	+46"81	84.	186	Halvor DOLVEN*	NOR	NOR	10'56"52	+1'27"94
30.	4	Axel LAURANCE*	ADC	FRA	10'16"16	+47"58	85.	94	Joel NICOLAU BELTRAN	CJR	ESP	10'57"13	+1'28"55
31.	36	Marijn VAN DEN BERG	EFE	NED	10'16"41	+47"83	86.	81	Alexander KRISTOFF	UXT	NOR	10'59"21	+1'30"63
32.	43	Mick VAN DIJKE	TJV	NED	10'16"56	+47"98	87.	113	August JENSEN	HPM	NOR	11'00"47	+1'31"89
33.	104	Manuele TAROZZI	GBF	ITA	10'16"64	+48"06	88.	54	Lund Tobias ANDRESEN*	DSM	DEN	11'00"91	+1'32"33
34.	105	Alex TOLIO	GBF	ITA	10'16"75	+48"17	89.	73	Madis MIHKELS*	ICW	EST	11'01"70	+1'33"12
35.	121	Carl Fredrik HAGEN	Q36	NOR	10'17"20	+48"62	90.	96	Eduard PRADES REVERTER	CJR	ESP	11'05"29	+1'36"71
36.	102	Riccardo LUCCA	GBF	ITA	10'17"76	+49"18	91.	65	Edward THEUNS	TFS	BEL	11'05"38	+1'36"80
37.	11	Michael Joshua TARLING*	IGD	GBR	10'18"14	+49"56	92.	154	Juel Robin SKIVILD*	LTP	DEN	11'06"20	+1'37"62
38.	41	Johannes STAUNE-MITTET*	TJV	NOR	10'19"94	+51"36	93.	174	Kalle Petter Brodahl KVAM*	TCR	NOR	11'07"22	+1'38"64
39.	172	Cedrik Bakke CHRISTOPHERSEN*	TCR	NOR	10'22"07	+53"49	94.	75	Adrien PETIT	ICW	FRA	11'08"36	+1'39"78
40.	156	Nick VAN DER LIJKE	LTP	NED	10'22"61	+54"03	95.	5	Edward PLANCKAERT	ADC	BEL	11'10"01	+1'41"43
41.	141	Jacob ERIKSSON	TUD	SWE	10'23"23	+54"65	96.	85	Martin Urianstad BUGGE	UXT	NOR	11'11"62	+1'43"04
42.	133	Vito BRAET	TFB	BEL	10'23"50	+54"92	97.	71	Dries DE POOTER*	ICW	BEL	11'12"27	+1'43"69
43.	92	Jefferson CEPEDA	CJR	ECU	10'26"77	+58"19	98.	166	William TIDBALL	SPC	GBR	11'16"46	+1'47"88
44.	162	Zeb KYFFIN	SPC	GBR	10'28"40	+59"82	99.	74	Tom PAQUOT	ICW	BEL	11'18"10	+1'49"52
45.	126	Nickolas ZUKOWSKY	Q36	CAN	10'29"95	+1'01"37	100.	153	Oliver KNUDSEN	LTP	DEN	11'19"54	+1'50"96
46.	146	Roland THALMANN	TUD	SUI	10'30"35	+1'01"77	101.	175	Eirik LUNDER	TCR	NOR	11'19"62	+1'51"04
47.	151	Mathias BREGNHØJ	LTP	DEN	10'30"71	+1'02"13	102.	23	Jordi MEEUS	BOH	BEL	11'20"14	+1'51"56
48.	122	Walter CALZONI*	Q36	ITA	10'31"46	+1'02"88	103.	1	Maurice BALLERSTEDT*	ADC	GER	11'21"60	+1'53"02
49.	112	Stephen BASSETT	HPM	USA	10'31"64	+1'03"06	104.	3	Robbe GHYS	ADC	BEL	11'23"82	+1'55"24
50.	173	André DREGE	TCR	NOR	10'31"83	+1'03"25	105.	106	Enrico ZANONCELLO	GBF	ITA	11'27"91	+1'59"33
51.	183	Simen EVERTSEN-HEGREBERG*	NOR	NOR	10'31"90	+1'03"32	106.	161	Harry BIRCHILL*	SPC	GBR	11'29"50	+2'00"92
52.	123	Alessandro FEDELI	Q36	ITA	10'32"47	+1'03"89	107.	46	Tim VAN DIJKE	TJV	NED	11'29"56	+2'00"98
53.	111	Kristian AASVOLD	HPM	NOR	10'33"91	+1'05"33	108.	101	Luca COLNAGHI	GBF	ITA	11'36"02	+2'07"44
54.	182	Trym BRENNSETER*	NOR	NOR	10'35"00	+1'06"42	109.	2	Dries DE BONDT	ADC	BEL	11'36"71	+2'08"13
55.	165	Jack ROOTKIN-GRAY*	SPC	GBR	10'36"24	+1'07"66	110.	44	Tosh VAN DER SANDE	TJV	BEL	11'41"29	+2'12"71

Timing / Data Processing / Photo-finish | RaceTracker





TOUR OF  
NORWAY




## KOM SECTOR - PROLOGUE

26/05/2023 | Bryggen, Bergen - Fløyen, Bergen

Rk.	Bib	Name	Team	Nat.	Time	Gap	Rk.	Bib	Name	Team	Nat.	Time	Gap
111.	171	Håkon Lunder AALRUST	TCR	NOR	12'07"48	+2'38"90							
112.	21	Shane ARCHBOLD	BOH	NZL	12'24"61	+2'56"03							
113.	134	Aaron VAN POUCKE	TFB	BEL	12'34"17	+3'05"59							

Timing / Data Processing / Photo-finish | RaceTracker





## GENERAL CLASSIFICATION - PROLOGUE

26/05/2023 | Bryggen, Bergen - Fløyen, Bergen

Average speed: 30.67 km/h

Total distance: 7.4 km

Rk.	Bib	Name	Team	Nat.	Gap	Rk.	Bib	Name	Team	Nat.	Gap
1.	16	Ben TULETT*	IGD	GBR	14'28"	56.	144	Robin FROIDEVAUX	TUD	SUI	"
2.	14	Magnus SHEFFIELD*	IGD	USA	+1"	57.	182	Trym BRENNSETER*	NOR	NOR	+1'21"
3.	45	Attila VALTER	TJV	HUN	+20"	58.	64	Jasper STUYVEN	TFS	BEL	"
4.	82	Ådne HOLTER	UXT	NOR	+27"	59.	183	Simen EVERTSEN-HEGREBERG*	NOR	NOR	+1'22"
5.	66	Mathias VACEK*	TFS	CZE	+28"	60.	111	Kristian AASVOLD	HPM	NOR	"
6.	63	Thibau NYS*	TFS	BEL	+30"	61.	61	Markus HOELGAARD	TFS	NOR	+1'23"
7.	84	Tobias Halland JOHANNESSEN	UXT	NOR	+31"	62.	112	Stephen BASSETT	HPM	USA	+1'27"
8.	72	Rune HERREGODTS	ICW	BEL	"	63.	51	Romain COMBAUD	DSM	FRA	"
9.	52	Marco BRENNER*	DSM	GER	+32"	64.	131	Arno CLAEYS	TFB	BEL	+1'31"
10.	143	Alexander KAMP	TUD	DEN	"	65.	53	Sean FLYNN	DSM	GBR	+1'33"
11.	26	Ben ZWIEHOFF	BOH	GER	+33"	66.	73	Madis MIHKELS*	ICW	EST	+1'35"
12.	55	Lorenzo MILESI*	DSM	ITA	+34"	67.	32	Jens KEUKELEIRE	EFE	BEL	+1'36"
13.	33	Jonas RUTSCH	EFE	GER	+36"	68.	132	Vincent VAN HEMELEN	TFB	BEL	+1'37"
14.	31	Odd Christian EIKING	EFE	NOR	+38"	69.	65	Edward THEUNS	TFS	BEL	"
15.	34	Georg STEINHAUSER*	EFE	GER	"	70.	81	Alexander KRISTOFF	UXT	NOR	"
16.	6	Luca VERGALLITO	ADC	ITA	+39"	71.	165	Jack ROOTKIN-GRAY*	SPC	GBR	+1'39"
17.	11	Michael Joshua TARLING*	IGD	GBR	+40"	72.	54	Lund Tobias ANDRESEN*	DSM	DEN	"
18.	83	Anders Halland JOHANNESSEN	UXT	NOR	+41"	73.	103	Luca RASTELLI	GBF	ITA	"
19.	15	Connor SWIFT	IGD	GBR	+45"	74.	125	Kamil MALECKI	Q36	POL	+1'41"
20.	12	Leo HAYTER*	IGD	GBR	+49"	75.	163	Alexandar RICHARDSON	SPC	GBR	"
21.	43	Mick VAN DIJKE	TJV	NED	+52"	76.	22	Marco HALLER	BOH	AUT	"
22.	124	Tobias LUDVIGSSON	Q36	SWE	+54"	77.	176	Magnus WÆHRE*	TCR	NOR	+1'42"
23.	41	Johannes STAUNE-MITTET*	TJV	NOR	+55"	78.	164	Bradley SYMONDS	SPC	GBR	"
24.	145	Arthur KLUCKERS	TUD	LUX	+56"	79.	155	Kasper Viberg SØGAARD*	LTP	DEN	+1'43"
25.	142	Lucas ERIKSSON	TUD	SWE	+57"	80.	94	Joel NICOLAU BELTRAN	CJR	ESP	"
26.	105	Alex TOLIO	GBF	ITA	"	81.	75	Adrien PETIT	ICW	FRA	"
27.	36	Marijn VAN DEN BERG	EFE	NED	"	82.	135	Elias MARIS	TFB	BEL	+1'45"
28.	56	Kevin VERMAERKE	DSM	USA	+58"	83.	186	Halvor DOLVEN*	NOR	NOR	+1'46"
29.	42	Gijs LEEMREIZE	TJV	NED	"	84.	116	Chad HAGA	HPM	USA	"
30.	102	Riccardo LUCCA	GBF	ITA	+59"	85.	181	Eirik Vang AAS*	NOR	NOR	+1'49"
31.	121	Carl Fredrik HAGEN	Q36	NOR	"	86.	115	Sebastian SCHÖNBERGER	HPM	AUT	+1'50"
32.	185	Torbjørn Andre RØED	NOR	NOR	+1'02"	87.	93	Calum JOHNSTON	CJR	GBR	"
33.	4	Axel LAURANCE*	ADC	FRA	"	88.	71	Dries DE POOTER*	ICW	BEL	+1'51"
34.	114	Bart LEMMEN	HPM	NED	+1'03"	89.	184	Ludvik Aspelund HOLSTAD	NOR	NOR	"
35.	104	Manuele TAROZZI	GBF	ITA	"	90.	113	August JENSEN	HPM	NOR	+1'52"
36.	156	Nick VAN DER LIJKE	LTP	NED	+1'04"	91.	5	Edward PLANCKAERT	ADC	BEL	+1'55"
37.	62	Asbjørn HELLEMOSE	TFS	DEN	+1'06"	92.	74	Tom PAQUOT	ICW	BEL	"
38.	86	Rasmus TILLER	UXT	NOR	"	93.	95	Fernando BARCELO ARAGON	CJR	ESP	"
39.	152	Miguel HEIDEMANN	LTP	GER	+1'07"	94.	35	Michael VALGREN	EFE	DEN	"
40.	91	Julen AMEZQUETA MORENO	CJR	ESP	"	95.	96	Eduard PRADES REVERTER	CJR	ESP	+1'56"
41.	141	Jacob ERIKSSON	TUD	SWE	"	96.	154	Juel Robin SKIVILD*	LTP	DEN	+1'59"
42.	24	Ide SCHELLING	BOH	NED	+1'08"	97.	174	Kalle Petter Brodahl KVAM*	TCR	NOR	+2'00"
43.	126	Nickolas ZUKOWSKY	Q36	CAN	+1'10"	98.	166	William TIDBALL	SPC	GBR	"
44.	162	Zeb KYFFIN	SPC	GBR	+1'11"	99.	46	Tim VAN DIJKE	TJV	NED	+2'02"
45.	76	Mike TEUNISSEN	ICW	NED	"	100.	85	Martin Urianstad BUGGE	UXT	NOR	+2'03"
46.	146	Roland THALMANN	TUD	SUI	+1'13"	101.	23	Jordi MEEUS	BOH	BEL	+2'07"
47.	13	Lucas PLAPP	IGD	AUS	"	102.	3	Robbe GHYS	ADC	BEL	+2'13"
48.	133	Vito BRAET	TFB	BEL	+1'14"	103.	153	Oliver KNUDSEN	LTP	DEN	+2'16"
49.	172	Cedrik Bakke CHRISTOPHERSEN*	TCR	NOR	+1'15"	104.	161	Harry BIRCHILL*	SPC	GBR	+2'19"
50.	173	André DREGE	TCR	NOR	+1'16"	105.	175	Eirik LUNDER	TCR	NOR	+2'20"
51.	92	Jefferson CEPEDA	CJR	ECU	"	106.	2	Dries DE BONDT	ADC	BEL	+2'27"
52.	122	Walter CALZONI*	Q36	ITA	"	107.	101	Luca COLNAGHI	GBF	ITA	+2'29"
53.	151	Mathias BREGNHØJ	LTP	DEN	+1'17"	108.	1	Maurice BALLERSTEDT*	ADC	GER	+2'30"
54.	25	Jonas KOCH	BOH	GER	+1'18"	109.	44	Tosh VAN DER SANDE	TJV	BEL	+2'32"
55.	123	Alessandro FEDELI	Q36	ITA	+1'20"	110.	106	Enrico ZANONCELLO	GBF	ITA	+2'34"

Timing / Data Processing / Photo-finish | RaceTracker





TOUR OF  
NORWAY



## GENERAL CLASSIFICATION - PROLOGUE

26/05/2023 | Bryggen, Bergen - Fløyen, Bergen

Average speed: 30.67 km/h

Total distance: 7.4 km

Rk.	Bib	Name	Team	Nat.	Gap	Rk.	Bib	Name	Team	Nat.	Gap
111.	171	Håkon Lunder AALRUST	TCR	NOR	+3'00"						
112.	134	Aaron VAN POUCKE	TFB	BEL	+3'23"						
113.	21	Shane ARCHBOLD	BOH	NZL	+3'24"						

Timing / Data Processing / Photo-finish | RaceTracker







TOUR OF  
NORWAY



## POINTS CLASSIFICATION - PROLOGUE

26/05/2023 | Bryggen, Bergen - Fløyen, Bergen

Rk.	Bib	Name	Team	Nat.	Pts
Overall Points Classification after the prologue					
1.	16	Ben TULETT	IGD	GBR	15 pt
2.	14	Magnus SHEFFIELD	IGD	USA	14 pt
3.	45	Attila VALTER	TJV	HUN	13 pt
4.	82	Ådne HOLTER	UXT	NOR	12 pt
5.	66	Mathias VACEK	TFS	CZE	11 pt
6.	63	Thibau NYS	TFS	BEL	10 pt
7.	84	Tobias Halland JOHANNESSEN	UXT	NOR	9 pt
8.	72	Rune HERREGODTS	ICW	BEL	8 pt
9.	52	Marco BRENNER	DSM	GER	7 pt
10.	143	Alexander KAMP	TUD	DEN	6 pt
11.	26	Ben ZWIEHOFF	BOH	GER	5 pt
12.	55	Lorenzo MILESI	DSM	ITA	4 pt
13.	33	Jonas RUTSCH	EFE	GER	3 pt
14.	31	Odd Christian EIKING	EFE	NOR	2 pt
15.	34	Georg STEINHAUSER	EFE	GER	1 pt

Timing / Data Processing / Photo-finish | RaceTracker





TOUR OF  
NORWAY



## MOUNTAIN CLASSIFICATION - PROLOGUE

26/05/2023 | Bryggen, Bergen - Fløyen, Bergen

Rk.	Bib	Name	Team	Nat.	Pts	Rk.	Bib	Name	Team	Nat.	Pts
Fløyen (Cat. 2)						Overall Mountain Classification after the prologue					
1.	16	Ben TULETT	IGD	GBR	6 pt	1.	16	Ben TULETT	IGD	GBR	6 pt
2.	14	Magnus SHEFFIELD	IGD	USA	5 pt	2.	14	Magnus SHEFFIELD	IGD	USA	5 pt
3.	63	Thibau NYS	TFS	BEL	4 pt	3.	63	Thibau NYS	TFS	BEL	4 pt
4.	82	Ådne HOLTER	UXT	NOR	3 pt	4.	82	Ådne HOLTER	UXT	NOR	3 pt
5.	45	Attila VALTER	TJV	HUN	2 pt	5.	45	Attila VALTER	TJV	HUN	2 pt
6.	31	Odd Christian EIKING	EFE	NOR	1 pt	6.	31	Odd Christian EIKING	EFE	NOR	1 pt

Timing / Data Processing / Photo-finish | RaceTracker





**TOUR OF  
NORWAY**



## YOUNG RIDER CLASSIFICATION - PROLOGUE

26/05/2023 | Bryggen, Bergen - Fløyen, Bergen

Rk.	Bib	Name	Team	Nat.	B	Gap	Rk.	Bib	Name	Team	Nat.	Gap
Young Rider Classification Prologue						Overall Young Rider Classification after the prologue						
1.	16	Ben TULETT	IGD	GBR		14'28"	1.	16	Ben TULETT	IGD	GBR	14'28"
2.	14	Magnus SHEFFIELD	IGD	USA		+1"	2.	14	Magnus SHEFFIELD	IGD	USA	+1"
3.	66	Mathias VACEK	TFS	CZE		+28"	3.	66	Mathias VACEK	TFS	CZE	+28"
4.	63	Thibau NYS	TFS	BEL		+30"	4.	63	Thibau NYS	TFS	BEL	+30"
5.	52	Marco BRENNER	DSM	GER		+32"	5.	52	Marco BRENNER	DSM	GER	+32"
6.	55	Lorenzo MILESI	DSM	ITA		+34"	6.	55	Lorenzo MILESI	DSM	ITA	+34"
7.	34	Georg STEINHAUSER	EFE	GER		+38"	7.	34	Georg STEINHAUSER	EFE	GER	+38"
8.	11	Michael Joshua TARLING	IGD	GBR		+40"	8.	11	Michael Joshua TARLING	IGD	GBR	+40"
9.	12	Leo HAYTER	IGD	GBR		+49"	9.	12	Leo HAYTER	IGD	GBR	+49"
10.	41	Johannes STAUNE-MITTET	TJV	NOR		+55"	10.	41	Johannes STAUNE-MITTET	TJV	NOR	+55"
11.	4	Axel LAURANCE	ADC	FRA		+1'02"	11.	4	Axel LAURANCE	ADC	FRA	+1'02"
12.	172	Cedrik Bakke CHRISTOPHERSEN	TCR	NOR		+1'15"	12.	172	Cedrik Bakke CHRISTOPHERSEN	TCR	NOR	+1'15"
13.	122	Walter CALZONI	Q36	ITA		+1'16"	13.	122	Walter CALZONI	Q36	ITA	+1'16"
14.	182	Trym BRENNSETER	NOR	NOR		+1'21"	14.	182	Trym BRENNSETER	NOR	NOR	+1'21"
15.	183	Simen EVERTSEN-HEGREBERG	NOR	NOR		+1'22"	15.	183	Simen EVERTSEN-HEGREBERG	NOR	NOR	+1'22"
16.	73	Madis MIHKELS	ICW	EST		+1'35"	16.	73	Madis MIHKELS	ICW	EST	+1'35"
17.	165	Jack ROOTKIN-GRAY	SPC	GBR		+1'39"	17.	165	Jack ROOTKIN-GRAY	SPC	GBR	+1'39"
18.	54	Lund Tobias ANDRESEN	DSM	DEN		+1'39"	18.	54	Lund Tobias ANDRESEN	DSM	DEN	+1'39"
19.	176	Magnus WÆHRE	TCR	NOR		+1'42"	19.	176	Magnus WÆHRE	TCR	NOR	+1'42"
20.	155	Kasper Viberg SØGAARD	LTP	DEN		+1'43"	20.	155	Kasper Viberg SØGAARD	LTP	DEN	+1'43"
21.	186	Halvor DOLVEN	NOR	NOR		+1'46"	21.	186	Halvor DOLVEN	NOR	NOR	+1'46"
22.	181	Eirik Vang AAS	NOR	NOR		+1'49"	22.	181	Eirik Vang AAS	NOR	NOR	+1'49"
23.	71	Dries DE POOTER	ICW	BEL		+1'51"	23.	71	Dries DE POOTER	ICW	BEL	+1'51"
24.	154	Juel Robin SKIVILD	LTP	DEN		+1'59"	24.	154	Juel Robin SKIVILD	LTP	DEN	+1'59"
25.	174	Kalle Petter Brodahl KVAM	TCR	NOR		+2'00"	25.	174	Kalle Petter Brodahl KVAM	TCR	NOR	+2'00"
26.	161	Harry BIRCHILL	SPC	GBR		+2'19"	26.	161	Harry BIRCHILL	SPC	GBR	+2'19"
27.	1	Maurice BALLERSTEDT	ADC	GER		+2'30"	27.	1	Maurice BALLERSTEDT	ADC	GER	+2'30"

Timing / Data Processing / Photo-finish | RaceTracker



## TEAM RESULTS - PROLOGUE

26/05/2023 | Bryggen, Bergen - Fløyen, Bergen

Rk.	Team	Time	Gap	Rk.	Team	Time	Gap		
<b>Team Results Prologue</b>				<b>Overall Team Classification after the prologue</b>					
1.	IGD	INEOS GRENADIERS	0h44'05"	-	1.	IGD	INEOS GRENADIERS	0h44'05"	-
2.	UXT	UNO-X PRO CYCLING TEAM	0h45'03"	+58"	2.	UXT	UNO-X PRO CYCLING TEAM	0h45'03"	+58"
3.	EFE	EF EDUCATION - EASYPOST	0h45'16"	+1'11"	3.	EFE	EF EDUCATION - EASYPOST	0h45'16"	+1'11"
4.	TFS	TREK - SEGAFREDO	0h45'28"	+1'23"	4.	TFS	TREK - SEGAFREDO	0h45'28"	+1'23"
5.	DSM	TEAM DSM	0h45'28"	+1'23"	5.	DSM	TEAM DSM	0h45'28"	+1'23"
6.	TJV	JUMBO-VISMA	0h45'31"	+1'26"	6.	TJV	JUMBO-VISMA	0h45'31"	+1'26"
7.	TUD	TUDOR PRO CYCLING TEAM	0h45'49"	+1'44"	7.	TUD	TUDOR PRO CYCLING TEAM	0h45'49"	+1'44"
8.	GBF	GREEN PROJECT-BARDIANICSF-FAIZANE'	0h46'23"	+2'18"	8.	GBF	GREEN PROJECT-BARDIANICSF-FAIZANE'	0h46'23"	+2'18"
9.	BOH	BORA - HANSGROHE	0h46'23"	+2'18"	9.	BOH	BORA - HANSGROHE	0h46'23"	+2'18"
10.	Q36	Q36.5 PRO CYCLING TEAM	0h46'27"	+2'22"	10.	Q36	Q36.5 PRO CYCLING TEAM	0h46'27"	+2'22"
11.	ICW	INTERMARCHÉ - CIRCUS - WANTY	0h46'41"	+2'36"	11.	ICW	INTERMARCHÉ - CIRCUS - WANTY	0h46'41"	+2'36"
12.	LTP	LEOPARD TOGT PRO CYCLING	0h46'52"	+2'47"	12.	LTP	LEOPARD TOGT PRO CYCLING	0h46'52"	+2'47"
13.	ADC	ALPECIN-DECEUNINCK	0h47'00"	+2'55"	13.	ADC	ALPECIN-DECEUNINCK	0h47'00"	+2'55"
14.	NOR	NATIONAL TEAM NORWAY	0h47'09"	+3'04"	14.	NOR	NATIONAL TEAM NORWAY	0h47'09"	+3'04"
15.	HPM	HUMAN POWERED HEALTH	0h47'16"	+3'11"	15.	HPM	HUMAN POWERED HEALTH	0h47'16"	+3'11"
16.	CJR	CAJA RURAL-SEGUROSRGA	0h47'30"	+3'25"	16.	CJR	CAJA RURAL-SEGUROSRGA	0h47'30"	+3'25"
17.	TCR	TEAM COOP - REPSOL	0h47'37"	+3'32"	17.	TCR	TEAM COOP - REPSOL	0h47'37"	+3'32"
18.	TFB	TEAM FLANDERS - BALOISE	0h47'46"	+3'41"	18.	TFB	TEAM FLANDERS - BALOISE	0h47'46"	+3'41"
19.	SPC	SAINT PIRAN	0h47'55"	+3'50"	19.	SPC	SAINT PIRAN	0h47'55"	+3'50"



TOUR OF  
NORWAY



## COMMUNIQUÉ - PROLOGUE

26/05/2023 | Bryggen, Bergen - Fløyen, Bergen

### Decisions of the commissaires panel

Identification number missing, not visible, modified, incorrectly positioned or not recognizable. 2.12.007p3.5.2,

- 52 Marco BRENNER (TEAM DSM, 10036354974), CHF 100
- 122 Walter CALZONI (Q36.5 PRO CYCLING TEAM, 10030348351), CHF 100
- 25 Jonas KOCH (BORA - HANSGROHE, 10008032287), CHF 100

For stage 1, the following teams will get new frame numbers to use: Jumbo-Visma, Trek – Segafredo and EF Education – Easypost.

---

Timing / Data Processing / Photo-finish | RaceTracker





## START LIST - STAGE 1

27/05/2023 | Jondal - Hovden

Team	Code	Name	Time	Team	Code	Name	Time	Team	Code	Name	Time
<b>ALPECIN-DECEUNINCK</b>	<b>ADC</b>	<b>UNO-X PRO CYCLING TEAM</b>	<b>UXT</b>	<b>SAINT PIRAN</b>	<b>SPC</b>	1 Maurice BALLERSTEDT*	108. at 2'30"	81 Alexander KRISTOFF	70. at 1'37"	161 Harry BIRCHILL*	104. at 2'19"
2 Dries DE BONDT	106. at 2'27"	82 Ådne HOLTNER	4. at 27"	162 Zeb KYFFIN	44. at 1'11"	3 Robbe GHYS	102. at 2'13"	83 Anders Halland JOHANNESSEN	18. at 41"	163 Alexandar RICHARDSON	75. at 1'41"
4 Axel LAURANCE*	33. at 1'02"	84 Tobias Halland JOHANNESSEN	7. at 31"	164 Bradley SYMONDS	78. at 1'42"	5 Edward PLANCKAERT	91. at 1'55"	85 Martin Urianstad BUGGE	100. at 2'03"	165 Jack ROOTKIN-GRAY*	71. at 1'39"
6 Luca VERGALLITO	16. at 39"	86 Rasmus TILLER	38. at 1'06"	166 William TIDBALL	98. at 2'00"	<b>INEOS GRENADIERS</b>	<b>IGD</b>	<b>CAJA RURAL-SEGUROSRGA</b>	<b>CJR</b>	<b>TEAM COOP - REPSOL</b>	<b>TCR</b>
11 Michael Joshua TARLING*	17. at 40"	91 Julen AMEZQUETA MORENO	40. at 1'07"	171 Håkon Lunder AALRUST	111. at 3'00"	12 Leo HAYTER*	20. at 49"	92 Jefferson CEPEDA	51. at 1'16"	172 Cedrik Bakke CHRISTOPHERSEN*	49. at 1'15"
13 Lucas PLAPP	47. at 1'13"	93 Calum JOHNSTON	87. at 1'50"	173 André DREGE	50. at 1'16"	14 Magnus SHEFFIELD*	2. at 1"	94 Joel NICOLAU BELTRAN	80. at 1'43"	174 Kalle Petter Brodahl KVAM*	97. at 2'00"
15 Connor SWIFT	19. at 45"	95 Fernando BARCELO ARAGON	93. at 1'55"	175 Eirik LUNDER	105. at 2'20"	16 Ben TULETT*	33. at 1'55"	96 Eduard PRADES REVERTER	95. at 1'56"	176 Magnus WÆHRE*	77. at 1'42"
<b>BORA - HANSGROHE</b>	<b>BOH</b>	<b>GREEN PROJECT-BARDIANICSF-FAIZANE'</b>	<b>GBF</b>	<b>NATIONAL TEAM NORWAY</b>	<b>NOR</b>	21 Shane ARCHBOLD	113. at 3'24"	101 Luca COLNAGHI	107. at 2'29"	181 Eirik Vang AAS*	85. at 1'49"
22 Marco HALLER	76. at 1'41"	102 Riccardo LUCCA	30. at 59"	182 Trym BRENNSETER*	57. at 1'21"	23 Jordi MEEUS	101. at 2'07"	103 Luca RASTELLI	73. at 1'39"	183 Simen EVERTSEN-HEGREBERG*	59. at 1'22"
24 Ide SCHELLING	42. at 1'08"	104 Manuele TAROZZI	35. at 1'03"	184 Ludvik Aspelund HOLSTAD	89. at 1'51"	25 Jonas KOCH	54. at 1'18"	105 Alex TOLIO	26. at 57"	185 Torbjørn Andre RØED	32. at 1'02"
26 Ben ZWIEHOFF	11. at 33"	106 Enrico ZANONCELLO	110. at 2'34"	186 Halvor DOLVEN*	83. at 1'46"	<b>EF EDUCATION - EASYPOST</b>	<b>EFE</b>	<b>HUMAN POWERED HEALTH</b>	<b>HPM</b>		
31 Odd Christian EIKING	14. at 38"	111 Kristian AASVOLD	60. at 1'22"			32 Jens KEUKELEIRE	67. at 1'36"	112 Stephen BASSETT	62. at 1'27"	113 riders	
33 Jonas RUTSCH	13. at 36"	113 August JENSEN	90. at 1'52"			34 Georg STEINHAUSER*	15. at 38"	114 Bart LEMMEN	34. at 1'03"		
35 Michael VALGREN	94. at 1'55"	115 Sebastian SCHÖNBERGER	86. at 1'50"			36 Marijn VAN DEN BERG	27. at 57"	116 Chad HAGA	84. at 1'46"		
<b>JUMBO-VISMA</b>	<b>TJV</b>	<b>Q36.5 PRO CYCLING TEAM</b>	<b>Q36</b>			41 Johannes STAUNE-MITTET*	23. at 55"	121 Carl Fredrik HAGEN	31. at 59"		
42 Gijs LEEMREIZE	29. at 58"	122 Walter CALZONI*	52. at 1'16"			43 Mick VAN DIJKE	21. at 52"	123 Alessandro FEDELI	55. at 1'20"		
44 Tosh VAN DER SANDE	109. at 2'32"	124 Tobias LUDVIGSSON	22. at 54"			45 Attila VALTER	3. at 20"	125 Kamil MALECKI	74. at 1'41"		
46 Tim VAN DIJKE	99. at 2'02"	126 Nickolas ZUKOWSKY	43. at 1'10"			<b>TEAM DSM</b>	<b>DSM</b>	<b>TEAM FLANDERS - BALOISE</b>	<b>TFB</b>		
51 Romain COMBAUD	63. at 1'27"	131 Arno CLAEYS	64. at 1'31"			52 Marco BRENNER*	9. at 32"	132 Vincent VAN HEMELEN	68. at 1'37"		
53 Sean FLYNN	65. at 1'33"	133 Vito BRAET	48. at 1'14"			54 Lund Tobias ANDRESEN*	72. at 1'39"	134 Aaron VAN POUCKE	112. at 3'23"		
55 Lorenzo MILESI*	12. at 34"	135 Elias MARIS	82. at 1'45"			56 Kevin VERMAERKE	28. at 58"				
<b>TREK - SEGAFREDO</b>	<b>TFS</b>	<b>TUDOR PRO CYCLING TEAM</b>	<b>TUD</b>			61 Markus HOELGAARD	61. at 1'23"	141 Jacob ERIKSSON	41. at 1'07"		
62 Asbjørn HELLEMOSE	37. at 1'06"	142 Lucas ERIKSSON	25. at 57"			63 Thibau NYS*	6. at 30"	143 Alexander KAMP	10. at 32"		
64 Jasper STUYVEN	58. at 1'21"	144 Robin FROIDEVAUX	56. at 1'20"			65 Edward THEUNS	69. at 1'37"	145 Arthur KLUCKERS	24. at 56"		
66 Mathias VACEK*	5. at 28"	146 Roland THALMANN	46. at 1'13"			<b>INTERMARCHÉ - CIRCUS - WANTY</b>	<b>ICW</b>	<b>LEOPARD TOGT PRO CYCLING</b>	<b>LTP</b>		
71 Dries DE POOTER*	88. at 1'51"	151 Mathias BREGNHØJ	53. at 1'17"			72 Rune HERREGODTS	8. at 31"	152 Miguel HEIDEMANN	39. at 1'07"		
73 Madis MIHKELS*	66. at 1'35"	153 Oliver KNUDSEN	103. at 2'16"			74 Tom PAQUOT	92. at 1'55"	154 Juel Robin SKIVILD*	96. at 1'59"		
75 Adrien PETIT	81. at 1'43"	155 Kasper Viberg SØGAARD*	79. at 1'43"			76 Mike TEUNISSEN	45. at 1'11"	156 Nick VAN DER LUJKE	36. at 1'04"		



## GRID - STAGE 1















27/05/2023 | Jondal - Hovden

ADC	<b>1</b> BALLERSTEDT M.* 108. at 2'30"	<b>2</b> DE BOND T. 106. at 2'27"	<b>3</b> GHYS R. 102. at 2'13"	<b>4</b> LAURANCE A.* 33. at 1'02"	<b>5</b> PLANCKAERT E. 91. at 1'55"	<b>6</b> VERGALLITO L. 16. at 39"
IGD	<b>11</b> TARLING M.* 17. at 40"	<b>12</b> HAYTER L.* 20. at 49"	<b>13</b> PLAPP L. 47. at 1'13"	<b>14</b> SHEFFIELD M.* 2. at 1"	<b>15</b> SWIFT C. 19. at 45"	<b>16</b> TULETT B.* 🏠
BOH	<b>21</b> ARCHBOLD S. 113. at 3'24"	<b>22</b> HALLER M. 76. at 1'41"	<b>23</b> MEEUS J. 101. at 2'07"	<b>24</b> SCHELLING I. 42. at 1'08"	<b>25</b> KOCH J. 54. at 1'18"	<b>26</b> ZWIEHOFF B. 11. at 33"
EFE	<b>31</b> EIKING O. 14. at 38"	<b>32</b> KEUKELEIRE J. 67. at 1'36"	<b>33</b> RUTSCH J. 13. at 36"	<b>34</b> STEINHAUSER G.* 15. at 38"	<b>35</b> VALGREN M. 94. at 1'55"	<b>36</b> VAN DEN BERG M. 27. at 57"
TJV	<b>41</b> STAUNE-MITTET J.* 23. at 55"	<b>42</b> LEEMREIZE G. 29. at 58"	<b>43</b> VAN DIJKE M. 21. at 52"	<b>44</b> VAN DER SANDE T. 109. at 2'32"	<b>45</b> VALTER A. 3. at 20"	<b>46</b> VAN DIJKE T. 99. at 2'02"
DSM	<b>51</b> COMBAUD R. 63. at 1'27"	<b>52</b> BRENNER M.* 9. at 32"	<b>53</b> FLYNN S. 65. at 1'33"	<b>54</b> ANDRESEN L.* 72. at 1'39"	<b>55</b> MILES I.* 12. at 34"	<b>56</b> VERMAERKE K. 28. at 58"
TFS	<b>61</b> HOELGAARD M. 61. at 1'23"	<b>62</b> HELLEMOSE A. 37. at 1'06"	<b>63</b> NYS T.* 6. at 30"	<b>64</b> STUYVEN J. 58. at 1'21"	<b>65</b> THEUNS E. 69. at 1'37"	<b>66</b> VACEK M.* 5. at 28"
ICW	<b>71</b> DE POOTER D.* 88. at 1'51"	<b>72</b> HERREGODTS R. 8. at 31"	<b>73</b> MIHKELS M.* 66. at 1'35"	<b>74</b> PAQUOT T. 92. at 1'55"	<b>75</b> PETIT A. 81. at 1'43"	<b>76</b> TEUNISSEN M. 45. at 1'11"
UXT	<b>81</b> KRISTOFF A. 70. at 1'37"	<b>82</b> HOLTER Å. 4. at 27"	<b>83</b> JOHANNESSEN A. 18. at 41"	<b>84</b> JOHANNESSEN T. 7. at 31"	<b>85</b> BUGGE M. 100. at 2'03"	<b>86</b> TILLER R. 38. at 1'06"
CJR	<b>91</b> AMEZQUETA MORENO J. 40. at 1'07"	<b>92</b> CEPEDA J. 51. at 1'16"	<b>93</b> JOHNSTON C. 87. at 1'50"	<b>94</b> NICOLAU BELTRAN J. 80. at 1'43"	<b>95</b> BARCELO ARAGON F. 93. at 1'55"	<b>96</b> PRADES REVERTER E. 95. at 1'56"
GBF	<b>101</b> COLNAGHI L. 107. at 2'29"	<b>102</b> LUCCA R. 30. at 59"	<b>103</b> RASTELLI L. 73. at 1'39"	<b>104</b> TAROZZI M. 35. at 1'03"	<b>105</b> TOLIO A. 26. at 57"	<b>106</b> ZANONCELLO E. 110. at 2'34"
HPM	<b>111</b> AASVOLD K. 60. at 1'22"	<b>112</b> BASSETT S. 62. at 1'27"	<b>113</b> JENSEN A. 90. at 1'52"	<b>114</b> LEMMEN B. 34. at 1'03"	<b>115</b> SCHÖNBERGER S. 86. at 1'50"	<b>116</b> HAGA C. 84. at 1'46"
Q36	<b>121</b> HAGEN C. 31. at 59"	<b>122</b> CALZONI W.* 52. at 1'16"	<b>123</b> FEDELI A. 55. at 1'20"	<b>124</b> LUDVIGSSON T. 22. at 54"	<b>125</b> MALECKI K. 74. at 1'41"	<b>126</b> ZUKOWSKY N. 43. at 1'10"
TFB	<b>131</b> CLAEYS A. 64. at 1'31"	<b>132</b> VAN HEMELN V. 68. at 1'37"	<b>133</b> BRAET V. 48. at 1'14"	<b>134</b> VAN POUCKE A. 112. at 3'23"	<b>135</b> MARIS E. 82. at 1'45"	
TUD	<b>141</b> ERIKSSON J. 41. at 1'07"	<b>142</b> ERIKSSON L. 25. at 57"	<b>143</b> KAMP A. 10. at 32"	<b>144</b> FROIDEVAUX R. 56. at 1'20"	<b>145</b> KLUCKERS A. 24. at 56"	<b>146</b> THALMANN R. 46. at 1'13"
LTP	<b>151</b> BREGNHØJ M. 53. at 1'17"	<b>152</b> HEIDEMANN M. 39. at 1'07"	<b>153</b> KNUDSEN O. 103. at 2'16"	<b>154</b> SKIVILD J.* 96. at 1'59"	<b>155</b> SØGAARD K.* 79. at 1'43"	<b>156</b> VAN DER LIJKE N. 36. at 1'04"
SPC	<b>161</b> BIRCHILL H.* 104. at 2'19"	<b>162</b> KYFFIN Z. 44. at 1'11"	<b>163</b> RICHARDSON A. 75. at 1'41"	<b>164</b> SYMONDS B. 78. at 1'42"	<b>165</b> ROOTKIN-GRAY J.* 71. at 1'39"	<b>166</b> TIDBALL W. 98. at 2'00"
TCR	<b>171</b> AALRUST H. 111. at 3'00"	<b>172</b> CHRISTOPHERSEN C.* 49. at 1'15"	<b>173</b> DREGE A. 50. at 1'16"	<b>174</b> KVAM K.* 97. at 2'00"	<b>175</b> LUNDER E. 105. at 2'20"	<b>176</b> WÆHRE M.* 77. at 1'42"
NOR	<b>181</b> AAS E.* 85. at 1'49"	<b>182</b> BRENNSETER T.* 57. at 1'21"	<b>183</b> EVERTSEN-HEGREBERG S.* 59. at 1'22"	<b>184</b> HOLSTAD L. 89. at 1'51"	<b>185</b> RØED T. 32. at 1'02"	<b>186</b> DOLVEN H.* 83. at 1'46"

113 riders

## TEAM CAR ORDER - STAGE 1















27/05/2023 | Jondal - Hovden

1	INEOS GRENADIERS		IGD
2	JUMBO-VISMA		TJV
3	UNO-X PRO CYCLING TEAM		UXT
4	TREK - SEGAFREDO		TFS
5	INTERMARCHÉ - CIRCUS - WANTY		ICW
6	TEAM DSM		DSM
7	TUDOR PRO CYCLING TEAM		TUD
8	BORA - HANSGROHE		BOH
9	EF EDUCATION - EASYPOST		EFE
10	ALPECIN-DECEUNINCK		ADC
11	Q36.5 PRO CYCLING TEAM		Q36
12	GREEN PROJECT-BARDIANICSF-FAIZANE'		GBF
13	NATIONAL TEAM NORWAY		NOR
14	HUMAN POWERED HEALTH		HPM
15	LEOPARD TOGT PRO CYCLING		LTP
16	CAJA RURAL-SEGUROSRGA		CJR
17	SAINT PIRAN		SPC
18	TEAM FLANDERS - BALOISE		TFB
19	TEAM COOP - REPSOL		TCR



## TEAM PRESENTATION TIME - STAGE 1

27/05/2023 | Jondal - Hovden

1	TEAM FLANDERS - BALOISE		TFB	11:26
2	SAINT PIRAN		SPC	11:29
3	CAJA RURAL-SEGUROSRGA		CJR	11:32
4	LEOPARD TOGT PRO CYCLING		LTP	11:35
5	HUMAN POWERED HEALTH		HPM	11:38
6	GREEN PROJECT-BARDIANICSF-FAIZANE'		GBF	11:41
7	Q36.5 PRO CYCLING TEAM		Q36	11:44
8	ALPECIN-DECEUNINCK		ADC	11:47
9	EF EDUCATION - EASYPOST		EFE	11:50
10	BORA - HANSGROHE		BOH	11:53
11	TUDOR PRO CYCLING TEAM		TUD	11:56
12	TEAM DSM		DSM	11:59
13	INTERMARCHÉ - CIRCUS - WANTY		ICW	12:02
14	TREK - SEGAFREDO		TFS	12:05
15	JUMBO-VISMA		TJV	12:08
16	TEAM COOP - REPSOL		TCR	12:11
17	NATIONAL TEAM NORWAY		NOR	12:14
18	UNO-X PRO CYCLING TEAM		UXT	12:17
19	INEOS GRENADIERS		IGD	12:20